

GATE DRIVE TRANSFORMER

Ruggedized



- R** 2700VDC isolation between Gate and Drive
- R** Operating Frequency: 50KHz and up
- R** Footprint Size: 8.25*6.9*3.0mm Max
- R** Three Windings (one drive and two gates)
- R** Storage & Operating Temperature: -55°C to +130°C
- R** Solder Dip Finish: Sb5
- R** Moisture Sensitivity Level: 1

Electrical Specifications @ 25°C

Part Number	Turns Ratio	Pri-Sec Insulation (VDC)	Primary Inductance (μH +/- 35%)	Leakage Inductance (μH Max)	Max Volt-usec (1-2)	DCR (1-2) (Ω Max)	DCR (3-4) (Ω Max)	DCR (4-5) (Ω Max)
PL3159NL	1:1:1	2700	780	0.4	21.0	0.85	0.85	0.85

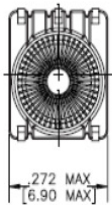
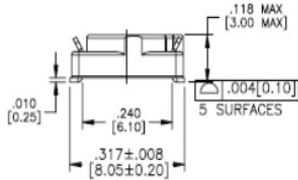
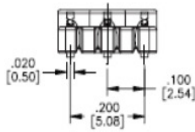

Notes: Add suffix "T" to indicate Tape and Reel Packing (i.e. PL3159NL becomes PL3159NLT)

- The maximum volt- μsec rating limits the peak flux density to 2500 Gauss when used in a unipolar drive application. For bi-polar drive applications, a maximum volt-sec of 1.5 times this rating is acceptable (ie: volt* μsec rating=(voltage applied to the primary)*duty cycle/Frequency= $V^2 \alpha / \text{Freq_Hz} = V^2 \mu\text{sec}$).
- All inductance tests measured at 100kHz, 100mV. Leakage inductance measured from (1-2) with 3,4,5 shorted.
- The temperature of the component (ambient plus temperature rise) must be within the stated operating temperature range.

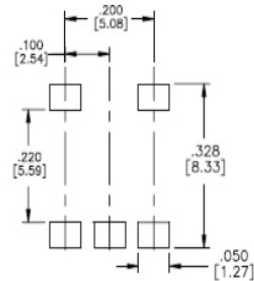
PL3159NL

Mechanical

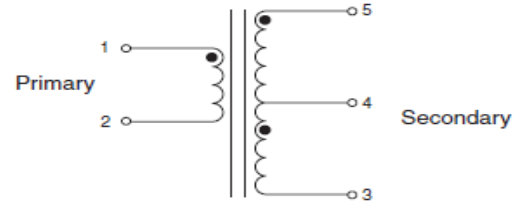
Schematic



FINAL OUTLINE



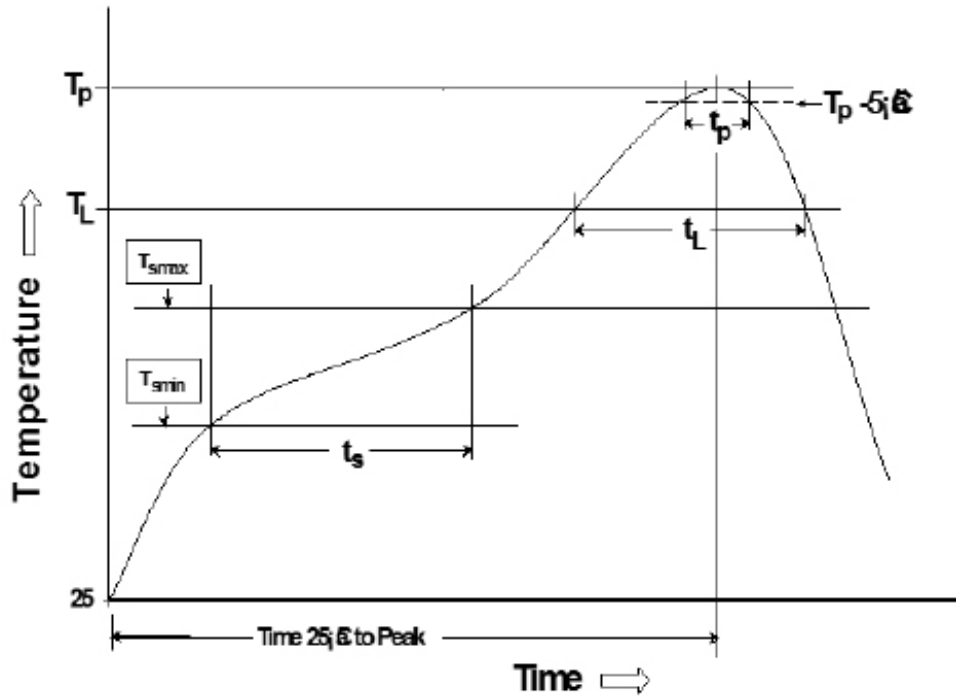
SUGGESTED LAND PATTERN



Weight.....1.2grams
 Tube.....75/tube
 Tape&Reel.....1000/reel

Dimensions: Inches/mm
Unless otherwise specified,
all tolerances are $\pm .005/0.13$

Transceiver Tin/Lead Recommended Reflow Profile (Based on J-STD-020D)



T_{SMIN} (°C)	T_{SMAX} (°C)	T_L (°C)	T_P (°C MAX)	t_s (s)	t_L (s)	t_p (s MAX)	Ramp-up rate (T_L to T_P)	Ramp-down rate (T_P to T_L)	Time 25°C to peak temperature (s MAX)
100	150	183	225	60-120	60-150	20	3°C/s MAX	6°C/s MAX	360

Notes:

1. All temperatures measured on the package leads.
2. Maximum times of reflow cycle: 2.

For More Information

PulseR North America
Headquarters
Two Pearl Buck Court
Bristol, PA 19007
U.S.A.

For Global Sales Representatives and Locations Visit:
<http://www.pulseruggedized.com>

Tel: +1.215. 781. 6400
Fax: +1.215. 781. 6403

Performance warranty of products offered on this data sheet is limited to the parameters specified. Data is subject to change without notice. Other brand and product names mentioned herein may be trademarks or registered trademarks of their respective owners. © Copyright, 2018. PulseR, LLC. All rights reserved.